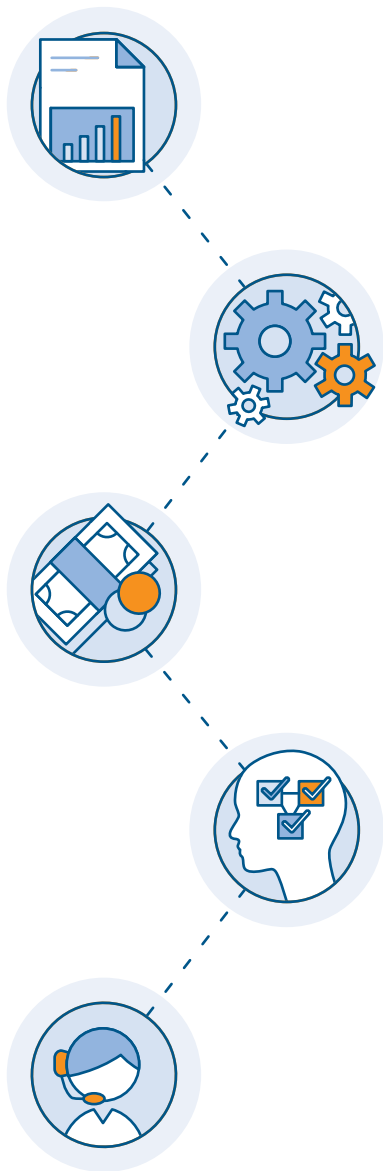


Utilization Analytics

Connecting data to reveal new cost-saving insights



Utilization Analytics highlights issues and opportunities to help your health system improve its financial performance. Our user-friendly solution integrates purchasing, usage and reimbursement data to diminish complexity while enhancing visibility into your financial performance. It also comes with expert support to help you make the most of these valuable insights.

Integrated data

- Integrates three data sources: purchasing, usage and reimbursement
- Provides accurate utilization costs based on purchases rather than charges
- Delivers 24 months of data for historical comparisons
- Incorporates McKesson inter-departmental billing data accurately reflect drug usage
- Integrates seamlessly with existing McKesson solutions and services

Intuitive design

- Simple user experience
- Easy-to-export data for executive-ready reports
- Interactive analytics interface
- Summary-level dashboard highlighting financial trends
- Drill-down functionality for more in-depth information, including patient and claim-specific detail

Expert support

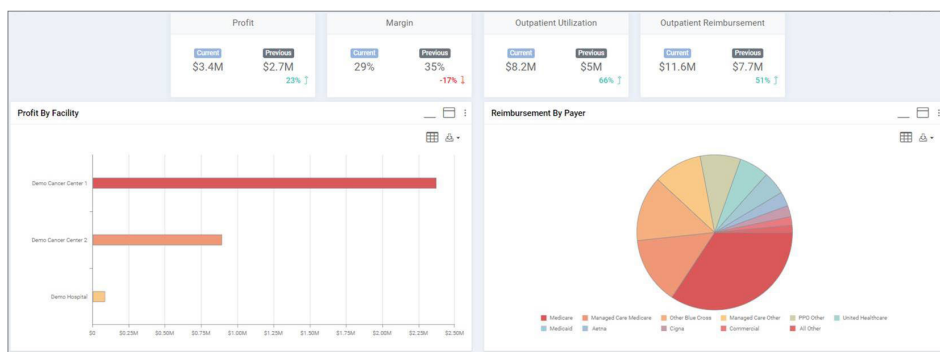
- Expert advisor input, helping to flag potential issues and ways to save
- Monthly meetings with dedicated analyst to help validate data, uncover opportunities and create custom reports

To learn about Utilization Analytics, visit mckesson.com/UALookbook or email healthsystems@mckesson.com



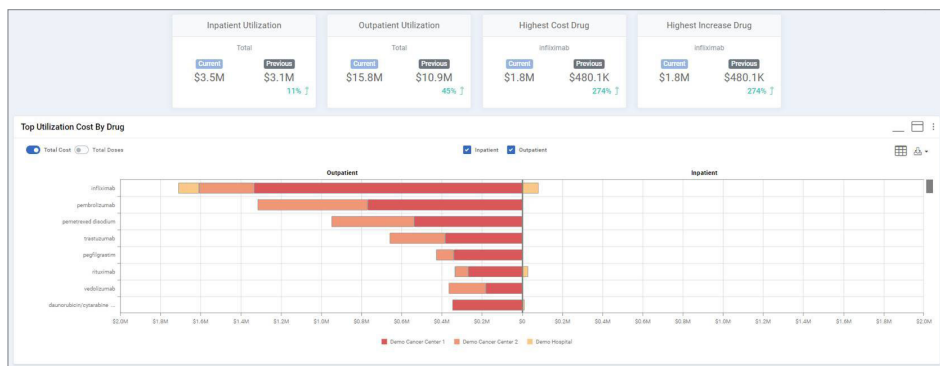
Utilization by diagnosis

Identify opportunities to reduce inpatient drug costs by viewing high-cost diagnoses and prescriber variance.



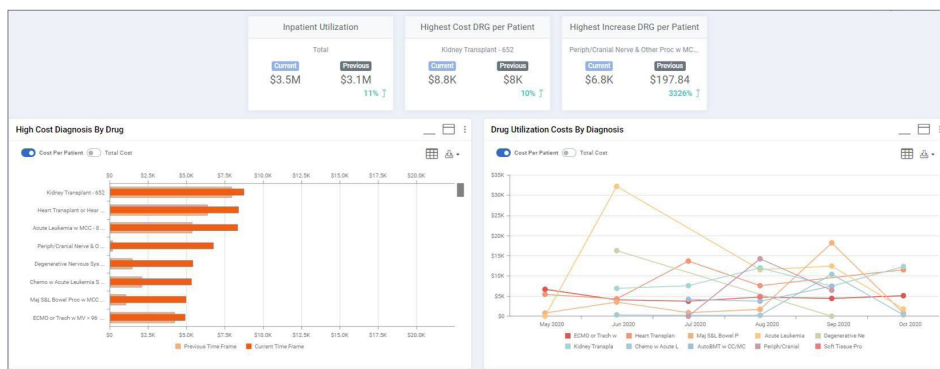
Utilization by drug

Explain usage of high-cost drugs to identify focus areas for your health system pharmacy.



Outpatient reimbursement

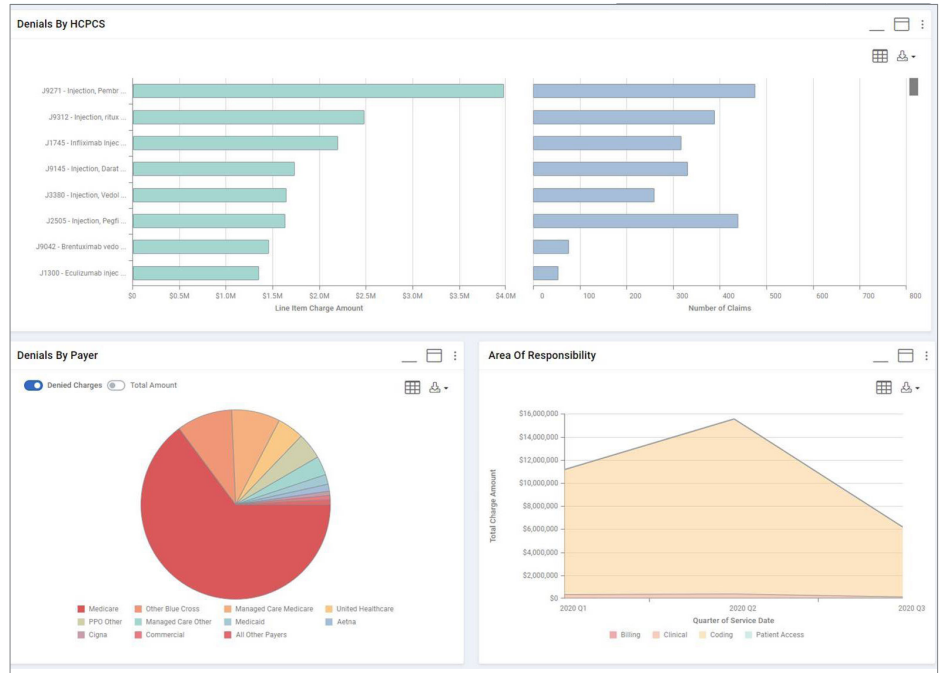
Uncover drugs with sub-optimal reimbursement.





Denials

Identify trends in drug denials and compare payers



Patient and Claim Search

Easy to use search interface to identify specific patients or claims

Utilization Search

MRN	T1	Patient Number	Patient	Admin Date	Discharge Date	NDC	Label Name	Quantity	Quantity Admin	Quantity Units	Utilization Cost
				10/30/2020	10/30/2020	64406000801	TYSABRI 300 MG/15 ML VIAL	15	ML		\$629.48
				10/2/2020	10/2/2020	64406000801	TYSABRI 300 MG/15 ML VIAL	15	ML		\$91.17
				10/22/2020	10/22/2020	00409469933	PROPOFOL 500 MG/50 ML VIAL	50	ML		\$0.88
				10/22/2020	10/22/2020	00409230517	MIDAZOLAM HCL 1 MG/ML VIAL	2	ML		\$0.18
				10/22/2020	10/22/2020	23155054742	ONDANSETRON HCL 4 MG/2 ML VIAL	2	ML		\$0.14
				10/22/2020	10/22/2020	60505614205	CEFAZOLIN 1 GM VIAL	1	EA		\$0.32
				10/22/2020	10/22/2020	55190023805	DEKAMETHASONE 20 MG/5 ML VIAL	5	ML		\$0.04
				10/22/2020	10/22/2020	63323049507	XYLOCAINE-MPF 2% VIAL	5	ML		\$0.94
				10/22/2020	10/22/2020	72266010201	LABELALOL HCL 100 MG/20 ML VL	20	ML		\$1.69
				10/22/2020	10/22/2020	60687045701	IBUPROFEN 600 MG TABLET	1	EA		\$0.00
				10/22/2020	10/22/2020	63323080602	FENTANYL 100 MCG/2 ML VIAL	2	ML		\$0.81

McKesson Health Systems

McKesson Corporation

6555 N. State Highway 161
 Irving, TX 75039
 healthsystems@mcckesson.com
 mcckesson.com
 800.571.2889

©2020 McKesson Corporation and/or one of its subsidiaries. All rights reserved. All other marks mentioned are trademarks or service marks of their respective owners. MHS-813530-10-20

